



How to snap a fascia panel onto the brackets.




Step: 1

Hook the fascia panel onto the top front corner of the bracket



Step: 2

Swing down the fascia panel so the internal rib comes in contact with the tab on the bracket.



Step: 3

Push on the bottom front edge of the fascia panel to snap in place. The internal rib of the fascia panel will move past the tab and lock into place.